

ALAMANCE COUNTY TRANSPORTATION AUTHORITY
BOARD MEETING
April 22, 2026 – 3:00 PM

1. Call to Order ACTA Board Meeting – Chair Michael Snyder
2. Introductions – New member – Ian Baltutis (Pg 3)
3. Speakers from floor
4. Approval of Agenda
5. Consent Agenda [Items listed under Consent are generally of a routine nature. The Board may take action to approve/disapprove all items in a single vote. Any item may be withheld from a general action, to be discussed and voted upon separately at the discretion of the Board.]
 - a. Approval March 25, 2026 Board Meeting Minutes (Pgs. 4 - 5)
 - b. Trip Volume (Pgs. 6 – 8)
6. Financial Review – Catherine Walker
 - a. Profit & Loss Statements (Pgs. 9 – 11)
 - b. Balance Sheet (Pg. 12)
 - c. Cost Allocation - Funding Detail (Pg. 13)
7. Director Updates – Peter Murphy
 - a. Title VI Policy Revision (Pg. 14)
 - b. Funding Updates
 - i. Graham
 - ii. Green Level
 - iii. Haw River
 - iv. Other
 - c. Transportation Planning
8. Operations Update – Andrew Reichl
9. Other Business:
 - a. 2026 NCPTA Conference - April 27-29, 2026
10. Next Scheduled Meeting Date: May 20, 2026 at 3PM
11. Adjournment

Recommended Board Action:

- 1) The Board moves to approve the Meeting Agenda including Consent.
- 2) The Board moves to approve the monthly finance reports as presented.
- 3) The Board moves to approve the revised Title VI Policy.



Beverly Smith
425 S. Lexington Avenue
Burlington, NC 27215
bsmith@burlingtonnc.gov
Office: (336) 222-5020

March 12, 2026

Peter Murphy, Executive Director
Alamance County Transportation Authority (ACTA)
Via email – exec@acta-nc.com

Re: City Council Approval Notification – Committee Appointment

Mr. Murphy,

This letter is to notify you that Mayor Kennett and the Burlington City Council officially appointed Council Member Ian Baltutis to serve on the Alamance County Transportation Authority (ACTA) Board of Trustees at the March 3, 2026, City Council Meeting. Burlington City Council reviews committee appointments annually and will inform you of any changes should they have another appointment/reappointment to consider.

Feel free to email Council Member Baltutis about the meeting schedule and below is additional contact information for you to reach out to as needed.

Council Member Ian Baltutis
ibaltutis@burlingtonnc.gov
763-218-0266

Sincerely,



Beverly Smith
City Clerk

Alamance County Transportation Authority

March 25th, 2026 – Minutes

A meeting of the Alamance County Transportation Authority Board of Trustees was held on **Wednesday, March 25th, 2026** in the ACTA conference room located in ACTA's facility at 128 Electric Avenue, Burlington, NC 27215.

Members present: Michael C. Snyder, Chairperson Board of Directors
Steve Carter, Vice Chairperson Board of Directors
Steve Cecil, Board Member

Others present: Peter Murphy, Executive Director – Via Teleconference
Catherine Walker, Accounting / HR Manager

Call to Order – Mr. Snyder called the meeting to order at 3:50 pm.

Agenda Approval - Mr. Snyder called for the approval of the agenda and consent agenda. Mr. Cecil moved to approve the agenda. Mr. Carter seconded the motion, and the motion passed unanimously.

February 18th, 2025 Minutes – Mr. Snyder called for the approval of the February 18th meeting minutes. Mr. Cecil moved to approve the minutes, Mr. Carter seconded the motion, and the motion passed unanimously.

Financial Review – Mrs. Walker stated that all financial reports have been completed.

Profit & Loss & Balance Sheet – Mrs. Walker reviewed the profit and loss statements and the balance sheet.

Cost Allocation – Mrs. Walker stated there will be pricing adjustments to address expense costs and balance the quarter.

Mr. Snyder called for the approval of the financial reports as presented. Mr. Cecil made the motion to approve, Mr. Carter seconded the motion, and the financial reports were unanimously approved.

Director Updates

Microtransit MEE Grant Application & Authorizing Resolution – Mr. Murphy reviewed the application for 3-year additional \$214,825 in grant funds provided by NCDOT to support MicroTransit operations.

Mr. Snyder called for a motion to approve the MEE Grant Application and Authorizing Resolution as presented. Mr. Carter made the motion to approve, Mr. Cecil seconded the motion, and the motion passed unanimously.

Municipalities 2027 Financial Support Request Revised – Mr. Murphy discussed the 2027 Financial Support Letters. Ridership data has been updated to reflect the most recent Calendar year format instead of Fiscal year. Ridership is up over 16%. All updated letters have been distributed to respective municipalities.

Mr. Murphy discussed presenting to the city of Graham, and it may be that Graham contributes financial support this year. Mr. Murphy recently presented in Green Level with positive feedback and will present in Haw River at their next scheduled meeting.

Conflict of Interest Signature Form – All members signed to renew their conflict-of-interest forms.

Operations Update – Mrs. Walker reported that there are two new hires, and one of the vans had been sold through GovDeals Auction Site. Bus 9085 is back in service.

Other Business –

Healthcare Policy Revision – Mr. Murphy presented a policy to the board where ACTA pays for supplemental coverage for full-time employees that are eligible and elect Medicare coverage.

Mr. Snyder called for a motion to approve the policy change as presented. Mr. Carter made the motion to approve, Mr. Cecil seconded the motion, and the motion passed unanimously.

Mebane Women’s Club & United Methodist Church of Graham Touch-a-Truck Events – Mrs. Walker discussed ACTA’s presence at these events to promote ACTA and Microtransit.

Motion to adjourn – There was a motion to adjourn by Mr. Carter, and seconded by Mr. Snyder, with unanimous approval.

The meeting adjourned at 4:10 pm. The next meeting will be Wednesday, April 22nd at 3:00 pm at 128 Electric Avenue, Burlington, NC 27215.

Respectfully submitted,

Catherine Walker

Approved: _____

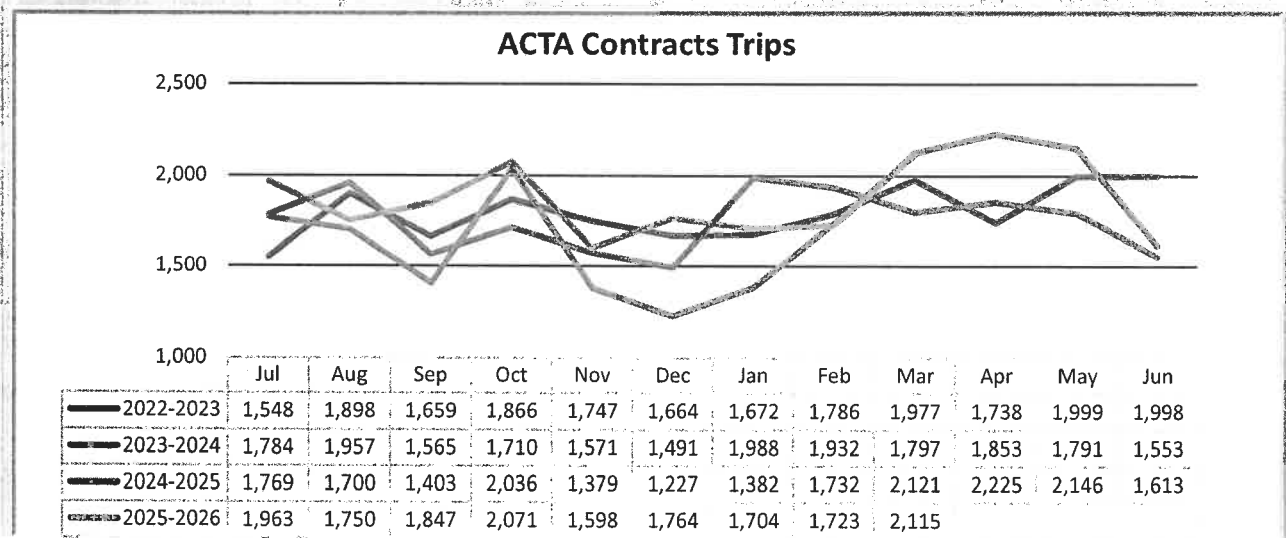
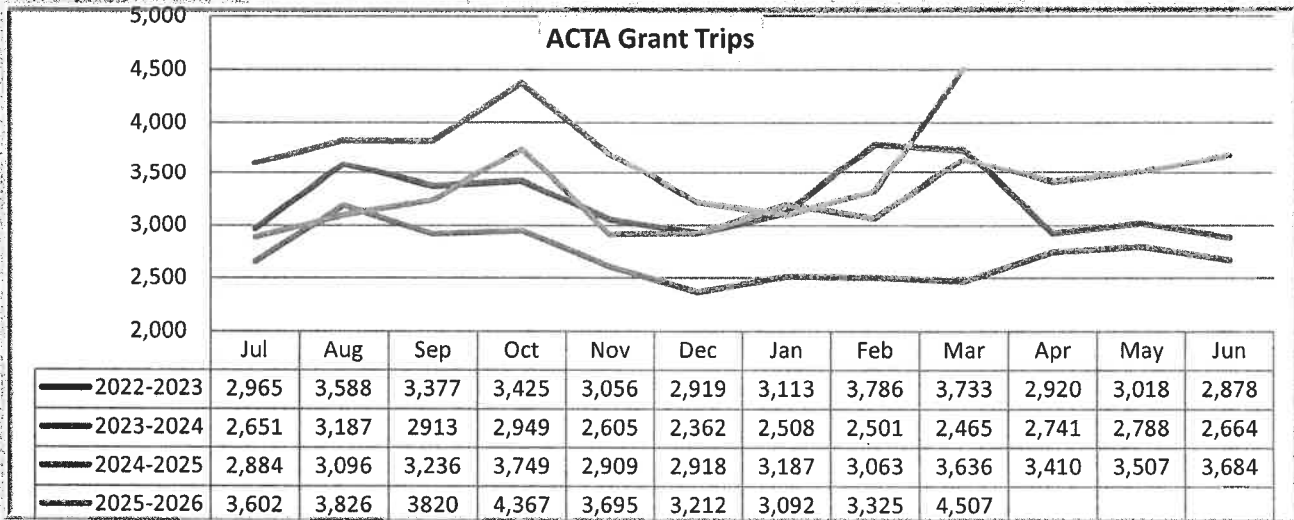
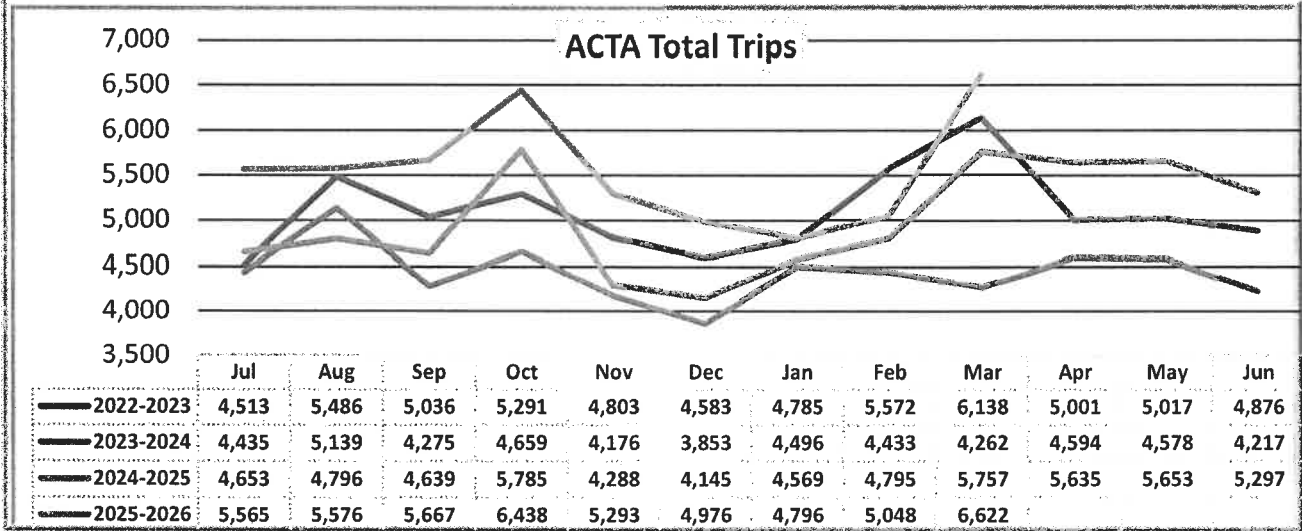
Michael C. Snyder, Chairperson Board of Directors

Trip Comparison Report - FY 2026

	Number of Trips in FY 2025	Jul. 2025	Aug. 2025	Sept. 2025	Oct. 2025	Nov. 2025	Dec. 2025	Jan. 2026	Feb. 2026	Mar. 2026	Apr. 2026	May 2026	Jun. 2026	Year to Date
GRANTS														
5310 ACTA EDTAP 440ED (ACTA)	1,127.00	75.00	81.00	73.00	340.00	340.00	294.00	157.00		343.00				1,703.00
5310 Friendship Ctr EDTAP 440FC	1,801.00	150.00	151.00	149.00	125.00	125.00			271.00					971.00
TOTAL EDTAP	2,928.00	225.00	232.00	222.00	465.00	465.00	294.00	157.00	271.00	343.00	-	-	-	2,674.00
Transfer to 5310	-	-	-	-	-	-	-	-	-	-	-	-	-	-
NET EDTAP	2,928.00	225.00	232.00	222.00	465.00	465.00	294.00	157.00	271.00	343.00	-	-	-	2,674.00
ACTA EMPLOYMENT WorkFirst	682.00	85.00	93.00	83.00	113.00	78.00	101.00	78.00	75.00	104.00				810.00
General Public - ACTA	2,168.00	112.00	220.00	141.00	316.00	249.00	294.00	271.00	323.00	421.00				2,347.00
General Public - ACC	-	-	-	-	-	-	-	-	-	-				-
RGP Southern Route	1,402.00	144.00	189.00	180.00	180.00	108.00	54.00							855.00
Transfer to Municipal Funding NET GENERAL PUBLIC	3,570.00	256.00	409.00	321.00	496.00	357.00	348.00	271.00	323.00	421.00	-	-	-	3,202.00
TOTAL ROAP (NET)	7,180.00	566.00	734.00	626.00	1,074.00	900.00	743.00	506.00	669.00	868.00	-	-	-	6,686.00
Dial-a-Ride Do not Collect- 5310 DAR Silver DNC 267G	1,613.00	135.00	138.00	324.00										597.00
Dial-a_Ride Medical 267M (5310 DAR silver)	2,953.00	208.00	206.00		235.00	339.00		341.00	342.00	388.00				2,059.00
Dial-a_Ride Medical 267M (ALL DAR)	4,566.00	343.00	344.00	324.00			-	341.00	342.00	388.00	-	-	-	2,082.00
Dial-a-Ride Intercounty 267M	-	-	-											-
DIAL-A-RIDE	4,566.00	343.00	344.00	324.00	235.00	339.00	-	341.00	342.00	388.00	-	-	-	2,656.00
Transferred to 5310	-	-	-	-	-	-	-	-	-	-	-	-	-	-
NET DIAL-A-RIDE	4,566.00	343.00	344.00	324.00	235.00	339.00	-	341.00	342.00	388.00	-	-	-	2,656.00
GENERAL TRANSPORTATION (Cong. Meals & Friendship)	821.00	67.00	63.00	55.00		125.00		125.00	126.00	124.00				685.00
5310 Urban	-	-	-	-	-	-	-	-	-	-	-	-	-	-
5310 Rural (dnc, ooc, regular)	7,437.00	746.00	775.00	780.00	954.00	721.00	794.00	696.00	487.00	637.00				6,590.00
5310-ACC-Urban	-	-	-	-	-	-	-	-	-	-				-
5310-ACC-Rural	-	-	-	-	-	-	-	-	-	-				-
Net 5310	7,437.00	746.00	775.00	780.00	954.00	721.00	794.00	696.00	487.00	637.00	-	-	-	6,590.00
5307 Southern Alamance Route		349.00	355.00	338.00	338.00	338.00	169.00							1,887.00
5307 Urban Trips- Regular	13,263.00	1,228.00	1,395.00	1,492.00	1,554.00	1,330.00	1,271.00	1,149.00	1,476.00	2,121.00				13,016.00
5307 Urban Trips- OOC	311.00	4.00	9.00	-										13.00
5307-ACC	-	-	-	-										-
MicroTransit							50.00							
Total 5307	17,156.00	1,581.00	1,759.00	1,830.00	1,892.00	1,668.00	1,440.00	1,199.00	1,476.00	2,121.00	-	-	-	14,966.00

	Number of Trips in FY 2025	Jul. 2025	Aug. 2025	Sept. 2025	Oct. 2025	Nov. 2025	Dec. 2025	Jan. 2026	Feb. 2026	Mar. 2026	Apr. 2026	May 2026	Jun. 2026	Year to Date
5307 ARP	835.00	129.00	120.00	111.00	109.00	76.00	47.00	76.00	61.00	59.00				788.00
5307 CARES - Urban (reg & OOC)	846.00	93.00	52.00	75.00	97.00	105.00	117.00	166.00	179.00	233.00				1,117.00
5311 CARES	1,243.00	206.00	99.00	130.00	115.00	114.00	118.00	59.00	46.00	77.00				964.00
TOTAL GRANTS	39,279.00	3,602.00	3,826.00	3,820.00	4,367.00	3,972.00	3,212.00	3,092.00	3,325.00	4,507.00	-	-	-	33,723.00
Alamance Plaza	659.00	85.00	44.00	49.00	52.00	36.00	30.00	34.00	64.00	44.00				438.00
DSS - ALL	8,923.00	810.00	750.00	757.00	948.00	744.00	892.00	840.00	764.00	1,058.00	-	-	-	7,563.00
Friendship Adult Day Services COG Homecare Providers	848.00	61.00	65.00	103.00										229.00
511 HC	17.00	-												-
Industries of the Blind, Inc.	1,549.00	76.00	20.00	114.00	133.00	94.00	65.00	61.00						563.00
ModivCare	5,647.00	601.00	555.00	512.00	610.00	464.00	582.00	564.00	649.00	722.00				5,259.00
MTM - was OneCall (AMB & WC)	819.00	73.00	81.00	61.00	72.00	73.00	46.00	42.00	56.00	55.00				559.00
265VH	2,482.00	257.00	235.00	251.00	256.00	187.00	149.00	163.00	190.00	236.00				1,924.00
Vocational Rehab Alamance	-													-
TOTAL CONTRACT	20,951.00	1,963.00	1,750.00	1,847.00	2,071.00	1,598.00	1,764.00	1,704.00	1,723.00	2,115.00	-	-	-	16,535.00
ACTA TOTAL TRIPS	60,230.00	5,565.00	5,576.00	5,667.00	6,438.00	5,570.00	4,976.00	4,796.00	5,048.00	6,622.00	-	-	-	50,258.00
Attendants & Guests	5,890.00	586.00	631.00	269.00	148.00	123.00	208.00	169.00	229.00	284.00				2,547.00
OPSTATS Reported Trips														-

ACTA Trips by Month July 2022 - Feb 2026



Accrual Basis
(Excluding Depreciation)

Alamance County Transportation Authority
Profit & Loss

FY 2025-2026		2024-2025 Budget	Jul 25 Budget	25-Aug Budget	25-Sep Budget	25-Oct Budget	25-Nov Budget	25-Dec Budget	26-Jan Budget	26-Feb Budget	26-Mar Budget	26-Apr Budget	26-May Budget	26-Jun Budget	FY 2025-2026 Budget
Income															
Grants (Net of Transfers and Unbillable)		2,462,539	201,952	202,735	229,168	202,211	202,276	229,099	186,133	202,044	228,821	190,413	180,399	207,289	2,462,539
Contracts		531,780	44,315	44,315	44,315	44,315	44,315	44,315	44,315	44,315	44,315	44,315	44,315	44,315	531,780
Fares		-	-	-	-	-	-	-	-	-	-	-	-	-	-
Interest, Other		10,939	618	1,401	1,172	877	941	1,104	999	709	826	697	683	912	10,939
Sale of Surplus Property		16,200	-	-	-	-	-	-	16,200	-	-	-	-	-	16,200
Total Income		3,021,458	246,884	248,450	274,655	247,402	247,532	274,518	247,648	247,068	273,962	235,425	225,398	252,515	3,021,458
Operating Expense															
Salaries, Wages, Fringe Benefits		1,423,419	106,939	106,939	141,976	106,971	106,939	142,134	106,941	106,939	141,976	106,876	106,876	141,913	1,423,419
Supplies		1,454	89	89	89	89	89	475	89	89	89	89	89	89	1,454
Maintenance		304,524	25,253	25,196	25,196	25,250	25,196	25,196	25,196	25,196	25,196	27,256	25,196	25,196	304,524
Communications		8,434	703	703	703	703	703	703	703	703	703	703	703	703	8,434
Other - Misc.		1,988	166	166	166	166	166	166	166	166	166	166	166	166	1,988
Insurance		31,285	2,607	2,607	2,607	2,607	2,607	2,607	2,607	2,607	2,607	2,607	2,607	2,607	31,285
PART		375	-	-	125	-	-	-	-	-	-	125	-	125	375
Bad Debt Write Off		-	-	-	-	-	-	-	-	-	-	-	-	-	-
Total Operating Expense		1,771,479	135,757	135,700	170,861	135,786	135,700	171,281	135,701	135,700	170,736	137,822	135,637	170,798	1,771,479
Administrative Expense															
Salaries, Wages, Fringe Benefits		422,938	32,763	32,763	40,208	32,763	32,763	40,208	32,763	32,763	40,208	32,763	32,763	40,208	422,938
Professional Services		31,042	1,629	1,629	1,629	1,629	13,129	1,629	1,629	1,629	1,629	1,629	1,629	1,629	31,042
Other Supplies and Services		55,213	4,096	4,108	4,103	4,234	4,210	4,541	4,851	4,755	4,633	4,259	7,308	4,114	55,213
Rent		75,600	6,200	6,200	6,200	6,200	6,350	6,350	6,350	6,350	6,350	6,350	6,350	6,350	75,600
RouteMatch Maintenance		40,000	3,333	3,333	3,333	3,333	3,333	3,333	3,333	3,333	3,333	3,333	3,333	3,333	40,000
Insurance and Bonding		131,675	10,920	10,920	10,920	10,920	10,920	10,920	10,920	10,920	10,920	11,550	10,920	10,920	131,675
Non-Capitalized Equip & Furn		-	-	-	-	-	-	-	-	-	-	-	-	-	-
Bank Charges, Interest		-	-	-	-	-	-	-	-	-	-	-	-	-	-
Total Administrative Expense		756,467	58,942	58,954	66,393	59,080	70,706	66,981	59,847	59,750	67,073	59,884	62,304	66,554	756,467
Total Operating and Administrative Expense		2,527,946	194,699	194,653	237,254	194,865	206,406	238,262	195,549	195,450	237,809	197,707	197,941	237,352	2,527,946
Other Expense - bad debt write-off		-	-	-	-	-	-	-	-	-	-	-	-	-	-
Capital Expense		176,462	-	-	-	-	-	-	-	-	-	-	-	-	176,462
Net Income		317,050	52,186	53,797	37,401	52,537	41,126	36,256	52,099	51,618	36,153	37,718	27,457	15,163	493,512
Trips															
Trips		65,870	5,558	5,558	5,558	5,558	5,558	5,558	5,558	5,558	5,558	5,558	5,558	5,558	66,696
Cost Per trip		38.4	35.0	35.0	42.7	35.1	37.1	42.9	35.2	35.2	42.8	35.6	35.6	42.7	37.9
Admin Headcount		4.3	4.3	4.3	4.3	4.3	4.3	4.3	4.3	4.3	4.3	4.3	4.3	4.3	4.3
Operating Headcount		26.9	26.9	26.9	26.9	26.9	26.9	26.9	26.9	26.9	26.9	26.9	26.9	26.9	26.9

Accrual Basis
(Excluding Depreciation)

Alamance County Transportation Authority
Profit & Loss

FY 2024-2025

	2025-2026 Budget	Jul 25	Aug 25	Sep 25	Oct 25	Nov 25	Dec 25	Jan 26	Feb 26	Mar 26	Apr 26	May 26	Jun 26	12 Mo. Actual
		Actual	Actual	Actual	Actual	Actual	Actual	Actual	Actual	Actual	Actual	Actual	Actual	
Income														
Grants (Not of Transfers and Unbillable)	2,462,539	170,809	155,562	356,776	136,144	108,547	142,851	128,987	144,837	191,467				1,533,981
Contracts	531,780	51,698	45,142	34,011	66,151	43,401	50,721	47,954	46,470	57,126				442,674
Fares	0	60	60	60	60	60	60	60	170	295				885
Interest, Advertising	10,939	759	612		456	279	188	331	323	358				3,303
Sale of Surplus Property & Tax true-up	16,200	24,968	-											24,968
Total Income	3,021,468	248,295	201,376	391,381	202,811	152,286	193,820	175,332	191,799	249,246	0	0	0	2,005,811
Operating Expense														
Salaries, Wages, Fringe Benefits	1,423,419	121,847	105,423	106,274	164,194	97,987	143,683	101,345	91,469	105,430				1,038,652
Supplies	1,454	-	28	-	-	-	-	-	1,427	-				1,454
Maintenance	304,524	22,168	31,209	24,338	27,781	18,712	20,624	25,447	(11,243)	35,428				194,465
Communications	8,434	700	669	695	747	696	836	695	671	831				6,540
Other - Misc.	1,988	305	(1,089)	(753)	(803)	(1,089)	(1,020)	(868)	(678)	(1,020)				(7,012)
Insurance	31,285	2,819	2,819	2,819	2,819	2,819	2,819	2,819	2,819	2,819				25,375
PART	375	-	-	-	-	-	188	-	-	-				188
Bad Debt Write Off	-	-	-	-	-	-	-	-	-	-				0
Total Operating Expense	1,771,479	147,838	140,060	133,373	194,738	119,127	167,130	129,438	84,467	143,488	0	0	0	1,259,661
Administrative Expense														
Salaries, Wages, Fringe Benefits	422,938	41,187	28,114	25,827	42,317	27,584	37,017	37,017	30,058	26,503				295,624
Professional Services	31,042	968	828	3,253	1,307	654	13,746	13,746	1,238	834				36,574
Other Supplies and Services	55,213	3,530	4,044	9,046	7,103	3,468	6,148	6,272	4,822	6,311				50,744
Rent	75,600	6,200	6,200	6,200	6,350	6,350	6,350	6,350	6,350	6,350				56,700
RouteMatch Maintenance	40,000	-	-	-	-	-	-	-	-	-				0
Insurance and Bonding	131,675	11,161	11,161	11,161	11,161	11,161	11,161	11,162	11,681	12,112				101,921
Non-Capitalized Equip & Furn	0	-	-	-	-	-	-	-	1,692	-				1,692
Bank Charges, Interest	0	-	-	-	-	-	-	-	-	-				0
Total Administrative Expense	756,467	63,046	50,347	55,487	68,238	49,216	74,422	74,548	55,841	52,110	0	0	0	543,265
Total Operating and Administrative Expense	2,527,946	210,885	190,407	188,860	262,977	168,343	241,551	203,986	140,308	195,599	0	0	0	1,802,916
Other Expense - Bad Debt Write-Off	0	-	0	0	0	0	0	0	0	0				0
Capital Expense	176,462	-	0	0	0	0	0	0	0	0	0	0	0	209,136
Net Income	317,050	37,410	10,869	202,521	(60,166)	(16,057)	(47,732)	(28,654)	51,491	53,647	-	-	-	-6,241
Trips	65,870	5,565	5,576	5,607	6,438	5,293	5,219	4,796	5,230	6,622				50,406
Cost Per Trip	\$38.4	\$37.9	\$34.1	\$33.3	\$40.8	\$31.8	\$46.3	\$42.5	\$26.8	\$29.5	#DIV/0!	#DIV/0!	#DIV/0!	\$35.8

Accrual Basis
(Excluding Depreciation)

Alamance County Transportation Authority
Profit & Loss

FY2025-2026

	February Month to Date			Actual YTD Var. (12 Mth)			12 Mo Actual		
	Actual	Budget	Variance	Actual	Budget	Variance	Actual	Budget	Variance
Grants (Net of Transfers and Unbillable)	191,467	228,821	(37,354)	1,533,981	1,884,438	(350,458)	2,112,082	2,462,539	(350,458)
Contracts	57,126	44,315	12,811	442,674	398,835	43,839	575,619	531,780	43,839
Fares	295	-	295	885	-	885	885	-	885
Interest, Advertising	358	826	(468)	3,303	8,647	(5,344)	5,595	10,939	(5,344)
Sale of Surplus Property	-	-	-	24,968	16,200	8,768	24,968	16,200	8,768
Total Income	249,246	273,962	(24,717)	2,005,811	2,308,120	(302,309)	2,719,149	3,021,458	(302,309)
Operating Expense									
Salaries, Wages, Fringe Benefits	105,430	141,976	(36,546)	1,038,652	1,067,754	(29,102)	1,394,317	1,423,419	(29,102)
Supplies	-	89	(89)	1,454	1,187	267	1,721	1,454	267
Maintenance	35,428	25,196	10,232	194,465	226,875	(32,411)	272,113	304,524	(32,411)
Communications	831	703	128	6,540	6,325	215	8,649	8,434	215
Other - Misc.	(1,020)	166	(1,186)	(7,012)	1,491	(8,504)	(6,515)	1,988	(8,504)
Insurance	2,819	2,607	212	25,375	23,464	1,911	33,196	31,285	1,911
PART	-	-	-	188	125	63	438	375	63
Bad Debt Write Off	-	-	-	-	-	-	-	-	-
Total Operating Expense	143,488	170,736	(27,248)	1,259,661	1,327,222	(67,561)	1,703,918	1,771,479	(67,561)
Administrative Expense									
Salaries, Wages, Fringe Benefits	26,503	40,208	(13,705)	295,624	317,203	(21,579)	401,358	422,938	(21,579)
Professional Services	834	1,629	(794)	36,574	26,157	10,418	41,460	31,042	10,418
Other Supplies and Services	6,311	4,633	1,678	50,744	39,532	11,212	66,425	55,213	11,212
Rent	6,350	6,350	-	56,700	56,550	150	75,750	75,600	150
RouteMatch Maintenance	-	3,333	(3,333)	-	30,000	(30,000)	10,000	40,000	(30,000)
Insurance and Bonding	12,112	10,920	1,192	101,921	98,283	3,637	135,312	131,675	3,637
Non-Capitalized Equip & Furn	-	-	-	1,692	-	1,692	1,692	-	1,692
Bank Charges, Interest	-	-	-	-	-	-	-	-	-
Total Administrative Expense	52,110	67,073	(14,963)	543,255	567,725	(24,471)	731,997	756,467	(24,471)
Total Operating and Administrative Expense	195,599	237,809	(42,211)	1,802,916	1,894,947	(92,031)	2,435,915	2,527,946	(92,031)
Capital Expense	-	-	17,494	-	-	-	-	-	-
Net Income	53,647	36,153	32,457	202,895	413,173	(185,807)	283,234	493,512	(210,278)
Trips	5,667	5,558	109	5,603	5,558	45	61,272	66,696	(5,424)
Cost Per trip	33	43	\$ (9)	35	38	2.78	\$ 39.76	\$ 38	\$ 2
Admin Headcount FTEs	4	4	(0.19)	4	4	(0.64)	4	4.3	(0.51)
Operating Headcount FTEs	25	27	(1.5)	26	27	(0.6)	25	26.9	(2.38)

Balance Sheet - FY 2026

	June 30, 25	July 2025	August 2025	Sept 2025	Oct 2025	Nov 2025	Dec 2025	Jan 2026	Feb 2026	Mar 2026	Apr 2026	May 2026	Jun 2026
ASSETS													
Current Assets													
Total 1100 - Cash (inc undep funds)	\$474,429	\$498,021	\$353,882	\$370,590	\$273,902	\$203,177	\$311,744	\$235,902	\$334,146	\$607,706			
Total 1200A - Accounts Receivable	842,769	830,318	847,444	942,640	1,114,177	1,132,661	1,017,301	1,120,477	1,015,978	1,036,901			
Prepaid Insurance	4,669	-5,817	163,266	191,780	237,443	225,519	252,528	244,057	230,630	217,203			
Other Current Assets	5,150	5,150	5,150	5,150	5,150	5,150	5,150	5,150	5,150	5,150			
Total Current Assets	1,327,017	1,327,672	1,369,742	1,510,159	1,630,672	1,566,507	1,586,723	1,605,586	1,585,904	1,866,980	0	0	0
Fixed Assets													
1760 - Vehicles	1,999,933	2,056,510	2,066,747	2,128,546	2,128,546	2,128,546	2,128,546	2,138,142	2,194,343	2,194,343			
1800 - Right to Use Leased Assets	252,924	252,924	252,924	252,924	252,924	252,924	252,924	193,413	193,413	193,413			
500 - Other Fixed Assets	530,788	530,788	530,788	543,797	543,797	543,797	543,797	543,797	543,797	543,797			
Total Fixed Assets	2,783,646	2,840,222	2,850,459	2,925,267	2,925,267	2,925,267	2,925,267	2,875,352	2,931,552	2,931,553	0	0	0
1800 - Accumulated Depreciation	(1,851,009)	(1,875,442)	(1,900,054)	(1,921,473)	(1,939,468)	(1,939,468)	(1,939,468)	(1,983,927)	(1,997,879)	(2,015,777)			
TOTAL ASSETS	\$2,259,654	\$2,292,452	\$2,320,147	\$2,513,953	\$2,616,471	\$2,552,306	\$2,545,216	\$2,497,010	\$2,519,577	\$2,782,736	\$0	\$0	\$0
LIABILITIES & EQUITY													
Liabilities													
Current Liabilities													
2100 - Accounts Payable	\$17,765	\$9,228	\$29,399	\$29,826	\$75,861	\$33,598	\$9,630	\$39,373	\$25,778	\$98,571			
Other Current Liabilities													
2300 - Accrued Expenses Payable	35,266	50,432	2	12,099	27,189	26,093	38,234	2	2	11,305			
2400 - Accrued Liabilities	61,701	61,701	61,701	61,701	61,701	61,701	61,701	66,646	66,646	66,646			
2410 - Leased Liability	232,470	232,470	232,470	232,470	232,470	232,470	232,470	166,862	166,862	166,862			
2600 - Deferred Revenues	38,241	38,241	38,241	38,241	38,241	38,241	38,241	0	0	0			
2761 Loan - Alamance County	-	-	-	-	-	-	-	-	-	-			
Total Other Current Liabilities	367,678	382,844	332,414	344,511	359,601	360,505	370,646	233,510	233,510	244,813	0	0	0
Total Liabilities	385,444	392,072	361,813	374,337	435,462	394,103	380,276	272,883	259,289	343,384	0	0	0
Equity													
Opening Bal Equity													
Total 2810 - Contributed Capital	-	-	-	-	-	-	-	-	-	-			
2810 Goodwill	-	-	-	-	-	-	-	-	-	-			
2820 - Investment in Fixed Assets	1,841,229	1,841,229	1,841,229	1,841,229	1,841,229	1,841,229	1,841,229	2,182,642	2,182,642	2,182,642			
2825 - Lien Reduction	(1,299,986)	(1,299,986)	(1,299,986)	(1,299,986)	(1,299,986)	(1,299,986)	(1,299,986)	(1,560,334)	(1,560,334)	(1,560,334)			
2830 - Unrestricted Net Assets	(82,555)	(82,555)	(82,555)	(82,555)	(82,555)	(82,555)	(82,555)	(82,555)	(82,555)	(82,555)			
To 2900 - Fund Balance/Retained Earnings	458,688	458,688	458,688	458,688	458,688	458,688	458,688	\$539,754	\$539,754	\$539,753	\$0	\$0	\$0
3900 - Retained Earnings	1,337,408	1,426,692	1,471,098	1,471,098	1,471,098	1,471,098	1,471,098	1,425,670	1,425,670	1,425,670			
Net Income	78,114	14,999	28,546	209,830	251,223	228,417	235,154	258,705	294,866	473,929			
Total Equity	1,874,210	1,900,379	1,958,332	2,139,616	2,181,010	2,158,204	2,164,941	2,224,128	2,260,289	2,439,352	0	0	-1
TOTAL LIABILITIES & EQUITY	\$2,259,654	\$2,292,451	\$2,320,145	\$2,513,953	\$2,616,472	\$2,552,306	\$2,545,217	\$2,497,011	\$2,519,578	\$2,782,736	\$0	\$0	\$0

Alamance County Transportation Authority Exp. Reimbursement YTD		5307 - Urban OOC & 5307 Gen Public & 5307 SUBS Capital	5307 CARES - Urban & 5307 FTA ARP	5310	5311 CARES - Rural	ROAP EDTAP	ROAP EMPLOYMENT	ROAP GEN PUBLIC	COG Dist-a-Ride (Medical) PTRC	COG (General) CONG. MEALS & Friendship - PTRC 264	DSS	CONTRACT	MICROTRANSIT	TOTAL
Average Revenue Miles/Trip		8.3	8.1	8.7	12.6	12.6	13.4	13.5	8.5	10.0	6.9	7.8	2.2	
1) Raw Miles Routematch - 07/01/25 - 09/15/25		43,628	4,636	25,608	3,804	5,564	2,430	8,225	8,880	2,507	19,437	17,828	0	
Revenue Miles Ecolane - 09/16/25 - 02/28/26		75,311	10,710	45,101	9,115	21,467	9,111	35,216	17,112	8,743	32,824	34,775	510	289,485
TOTAL REVENUE MILES		118,939	15,346	70,707	12,919	27,021	11,541	44,441	26,002	11,250	52,261	52,604	510	445,031
2) % Revenue Miles		26.8%	3.5%	16.0%	2.9%	8.1%	2.5%	10.0%	5.9%	2.5%	11.8%	11.9%	0.1%	100.0%
3) Urban *		100%	100%	75.87%	0.00%	0.00%	0.00%	0%	75.87%	75.87%	100.00%	100.00%	100.00%	
Urban Revenue Miles														
4) Rural *				24.1%	100%	100.0%	100.0%	100%	24.1%	24.1%				
5) Both				No	Yes	Yes	No	No	Yes	Yes	Yes	No	No	
Trips - Routematch - 07/01/25 - 09/15/25		4129	446	2829	355	556	219	867	842	280	1894	1870	0	
Trips - Ecolane - 09/16/25 - 02/28/26		10,230	1,444	5,633	672	1,590	643	2,407	2,221	847	5,665	4,879	229	38,231
Urban Trips		14,359	1,890	8,162	1,027	2,146	862	3,294	3,063	1,127	7,559	6,749	229	50,238
5a) Cost per Trip		\$ 39,5665	\$ 38,5330	\$ 40,3926	\$ 48,5923	\$ 42,9549	\$ 45,3655	\$ 48,6876	\$ 37,6739	\$ 42,7399	\$ 31,7120	\$ 37,0622	\$ 7,6511	\$ 38,9706
* Per Bus Hourly Cost Allocations Model for ACTA														
Routematch - Service Miles 07/01/25 - 09/15/25		39,212	4,613	23,233	3,781	5,323	2,228	7,729	8,240	2,644	18,522	16,404	0	131,829
Ecolane - Service Miles 09/16/25 - 02/28/26		90,605	12,804	55,656	11,353	25,899	10,702	42,345	21,019	10,669	40,173	42,449	618	264,289
TOTAL SERVICE MILES		129,817	17,417	78,889	15,133	31,222	12,929	50,074	29,260	13,313	58,695	58,853	618	496,218
N of Total		21.7%	3.1%	17.8%	2.1%	4.6%	1.7%	5.8%	4.2%	3.4%	14.3%	13.6%	0.9%	100.0%
Expense Distributions														
9) Total Operating Expense (Column J Exp. x row 2 rate)		\$ 307,367	\$ 39,659	\$ 182,723	\$ 33,388	\$ 69,829	\$ 29,924	\$ 114,847	\$ 67,196	\$ 28,072	\$ 135,065	\$ 135,940	\$ 1,317	\$ 1,146,213
Loss Unallowable														
7) Taxes (Column J x row 2 rate)		\$ 111	\$ 14	\$ 66	\$ 12	\$ 25	\$ 11	\$ 42	\$ 24	\$ 11	\$ 49	\$ 49	\$ 0	\$ 414
Fuel Tax		\$ 6,627	\$ 855	\$ 3,940	\$ 720	\$ 1,598	\$ 643	\$ 2,476	\$ 1,449	\$ 627	\$ 2,912	\$ 2,931	\$ 28	\$ 24,714
8) Net Operating Expense		\$ 300,829	\$ 38,789	\$ 178,717	\$ 32,654	\$ 68,288	\$ 28,170	\$ 112,329	\$ 65,722	\$ 28,434	\$ 132,084	\$ 132,960	\$ 1,283	\$ 1,121,085
9) Total Administrative Expense (Column J X row 2 rate)		\$ 145,848	\$ 18,818	\$ 86,702	\$ 15,842	\$ 33,134	\$ 14,151	\$ 54,496	\$ 31,584	\$ 13,795	\$ 64,084	\$ 64,504	\$ 625	\$ 543,890
Loss Unallowable														
10) Taxes & Non Cap Equip (Column J Exp. X row 2 rate)		\$ 511	\$ 66	\$ 304	\$ 56	\$ 116	\$ 50	\$ 191	\$ 112	\$ 48	\$ 225	\$ 226	\$ 2	\$ 1,905
11) Lien Reduction (Column J X row 2)		\$ (38,129)	\$ (4,500)	\$ (22,667)	\$ (4,142)	\$ (8,662)	\$ (3,700)	\$ (14,247)	\$ (8,336)	\$ (3,606)	\$ (16,754)	\$ (16,863)	\$ (163)	\$ (142,059)
12) Net Admin. Expense (Rows 10+11+12+13)		\$ 108,229	\$ 13,964	\$ 64,339	\$ 11,756	\$ 24,588	\$ 10,501	\$ 40,439	\$ 23,661	\$ 10,237	\$ 47,555	\$ 47,667	\$ 464	\$ 403,760
Line Item Adjustment														
12a) Net Admin Expense - Adjusted		\$ 108,229	\$ 13,964	\$ 64,339	\$ 11,756	\$ 24,588	\$ 10,501	\$ 40,439	\$ 23,661	\$ 10,237	\$ 47,555	\$ 47,667	\$ 464	\$ 403,760
Allocated Admin. Exp. (Split)														
13) FTA Allocated (Row 3 x 12)		\$ 108,229	\$ 13,964	\$ 64,339	\$ 11,756	\$ 24,588	\$ 10,501	\$ 40,439	\$ 23,661	\$ 10,237	\$ 47,555	\$ 47,667	\$ 464	\$ 403,760
14) NCCDOT Allocated (Already rec'd in 5311)		\$ -	\$ -	\$ 15,526	\$ 11,756	\$ 24,588	\$ 10,501	\$ 40,439	\$ 5,709	\$ 2,470	\$ -	\$ -	\$ -	\$ 110,989
15) Total Reimbursable Expenses (Rows 8 + 13)		\$ 408,857	\$ 52,754	\$ 227,531	\$ 32,654	\$ 68,288	\$ 29,170	\$ 112,329	\$ 83,674	\$ 38,201	\$ 179,649	\$ 180,826	\$ 1,752	\$ 1,411,943
15a) Actual Fares		28.9%	3.7%	16.1%	2.3%	4.8%	2.1%	7.9%	5.9%	2.5%	12.7%	12.8%	0.1%	100.000%
15b) Net Reimbursable Exp. less Fares (rows 15-23)		\$ 408,857	\$ 52,754	\$ 227,531	\$ 32,654	\$ 68,288	\$ 29,170	\$ 112,329	\$ 83,674	\$ 38,201	\$ 179,649	\$ 180,826	\$ 1,752	\$ 1,411,943
16) Grant Amount (some include local match)		\$ 918,570	\$ 119,913	\$ 287,619	\$ 484,573	\$ 120,038	\$ 42,837	\$ 99,210	\$ 143,967	\$ 83,164	\$ 558,918	\$ 172,981	\$ 150,000	\$ 2,683,659
17) Current Budget - FY 2025-2026		\$ 510,768	\$ 218,024	\$ 287,619	\$ 194,004	\$ 121,075	\$ 38,200	\$ 97,351	\$ 129,516	\$ 47,848	\$ 255,000	\$ 275,000	\$ 150,000	\$ 2,343,092
July - June Net Reimbursable Expense (+/-)		\$ (408,857)	\$ (52,754)	\$ (227,531)	\$ (32,654)	\$ (68,288)	\$ (29,170)	\$ (112,329)	\$ (83,674)	\$ (38,201)	\$ (179,649)	\$ (180,826)	\$ (1,752)	\$ (1,411,943)
Return of expired funds														
Budget Balance		\$ 101,909	\$ 165,270	\$ 60,087	\$ 161,950	\$ 52,777	\$ 7,030	\$ (24,978)	\$ 45,842	\$ 11,647	\$ 105,351	\$ 94,174	\$ -	\$ 931,059



Alamance County
Transportation Authority

**ALAMANCE COUNTY TRANSPORTATION AUTHORITY
TITLE VI POLICY STATEMENT**

It is the policy of Alamance County Transportation Authority to ensure compliance with Title VI of the Civil Rights Act of 1964; 49 CFR, Part 21; related statutes and regulations that ensure no person in the United States shall, on the grounds of race, color, sex, age, national origin, or disability, be excluded from participation in, or be denied the benefits of, or be subjected to discrimination under any program or activity receiving federal financial assistance from the United States Department of Transportation.

_____	<u>04/22/2026</u>	_____
ACTA - Executive Director	Date	ACTA – Chairperson

This policy statement is to be re-approved and signed when the Chair changes

Any person who believes he or she has been discriminated against should contact:

**ALAMANCE COUNTY TRANSPORTATION AUTHORITY
CIVIL RIGHTS/EO COORDINATOR
P. O. BOX 2746
BURLINGTON, NC 27216
Physical Address: 128 Electric Ave., Burlington NC (Title VI sign posting site)
PHONE: (336) 222-0565**